

FAIRFIELD POLICE DEPARTMENT

Monthly Report – July 2021



Chief Robert Kalamaras

Fairfield Police Department

www.fpdct.com



Section 1: Bureau / Division Reports

Noteworthy Police Work

Field Services Bureau

Other Items

Section 2: Statistical Activity Summary

Calls for Service Totals

Alarm Response Summary

Motor Vehicle Activity

Parking Ticket Summary

Criminal Arrest Summary

Domestic Violence Arrest Summary

Calls for Service Breakdown Report

Section 1: Bureau / Division Reports

Noteworthy Police Work

21-26103 | 12:00 PM | | Krushinski, A | 00065 Vesper St

Reported to be two young black males dressed all in black, one riding a scooter and the other riding a bike. One of the males allegedly dumped a bike in a backyard on Knapps Highway. Both suspected of thefts from vehicles.

Brief from Lt. Perez follows:

Two juveniles suspected of entering cars were seen by patrol attempting to leave on a bicycle and scooter. Upon seeing the police, they then dropped the bikes and ran in separate directions.

Sgt. Komm and Officer Salgado began a foot pursuit and were soon joined by other officers including Officer Krushinski who eventually injured his hamstring and was transported to St. Vincent's hospital for evaluation.

One juvenile was eventually apprehended and one got away. He was transported to Headquarters and

1 Arrested brought to HQ and charged with Interfering. Parents were notified and responded.

Juvenile released to parent on a juvenile summons

Great job by all involved!!!

Note: As of this report, Officer Krushinski has recovered and returned to work.

On July 4th, Officer Wells was recognized by his Supervisors and commended by Captain Broderick for his involvement with Case #21-25201, where a special needs juvenile was riding an electric scooter around in circles in a busy parking lot. Officer Wells immediately called for more officers to respond and organized responding units so that they could contain the subject within the parking lot. Officer Wells was able to collect information as he heard on the radio that the father had reported his son as missing. Upon the mothers' arrival, she was able to collect her son. Due to Officer Wells' quick thinking and flawless ability to work as a team with the department, he enabled a safe resolution where the juvenile was kept from harm and where the juvenile was also reunited with his parents.

On July 7th, four (4) officers were recognized by their Supervisors for their integral involvement with case #21-25104. Officers Ardizzone, Chase, DeAngelis & Rubis, Sr. were in receipt of Letters of Commendation by Captain Broderick as they responded to a call about a possible motor vehicle accident in the area of Redding Road and Hulls Farm Road. One caller reported hearing a loud crash and another caller reported witnessing

an individual removing a license plate from a black Chevy truck. Upon the officers' arrival, they came upon a truck that had crashed into a tree head on and the airbags had been deployed. The subject was unable to be located after a search of the area. K-9 Officer Chase decided the area needed a K-9 search. Through K-9 Officer DeAngelis' assistance and with K-9 Jake leading the search, K-9 Officer Chase was able to locate the suspect hiding in the bushes and the license plate was recovered as well. Due to the professional tracking efforts and coordinated teamwork the suspect was apprehended and was charged accordingly. The suspect was transported to the hospital shortly thereafter for minor injuries. All officers involved have made the agency proud through their professionalism and furthering the Department's mission of keeping Fairfield safe.

Field Services Bureau

There was a large scale multi divisional response to a report of someone being held at gunpoint on July 21, 2021. Incident details follow:

21-27323 | 6:02 PM | Investigation | Knapp, R | 01248 Post Rd

Employee Called the Charles Schwab Security Hotline and Stated Someone Had A Gun to Her Head.

Following is a summary from Lt. Irizarry:

At 18:02 hours, FPD Dispatch received a call from Charles Schwab Security located in FL stating they received notification from their "Hotline" that at 4:45PM, a Charles Schwab employee at 1248 Post Road alleged she had a customer at that location attempting to make a wire transfer. The employee also allegedly stated that "someone had a gun to their head" (unknown if the gun was held to employee or customer). At 5:36 PM Schwab Security stated they attempted to make contact via an instant messenger service with the Schwab employee making this allegation in FFLD asking if they were still in the building which closes at 5PM. The employee replied "yes" and Schwab security requested a call back. They then became alarmed after not hearing from the employee for 20 additional minutes and called FPD dispatch at time of call.

Dispatch appropriately activated the warble with a report a possible 47 in progress with an employee reporting a gun to their head. Multiple units from Patrol and DB responded to the location, secured the perimeter, shut down vehicle and pedestrian traffic in both directions. I immediately responded to the scene as the incident commander. Several attempts to make contact with employees within the building were made by Detectives and Patrols working the scene. I then directed Officer Rubis Jr. to begin making announcements over the PA system to get any employees out of the building while patrol and DB Units continued to secure the perimeter. After several attempts and minutes, we ultimately had 3 employees exit the building tactically and independently interviewed each of the employee/occupants who stated that no

one else was within the building. I then instructed two teams of 4-5 officers/detectives utilizing ballistic shields to tactically clear the building for any other occupants and/or suspects. This was accomplished without any further issues.

The incident turned out to be a false alarm – see brief from Sgt. Komm:

An investigation determined that a client out of Norwalk, CT had called the Charles Schwab corporate phone line earlier in the day and made statements regarding being a victim of domestic violence and mentioned her husband was “holding a gun to her head.” As a result of this interaction Norwalk PD had been contacted to perform a welfare check but were unable to make contact. Later, the same female came into the Fairfield location and made the same or similar comments to an employee. A supervisor notified their security about this incident and there apparently was a miscommunication resulting in the call to Fairfield ECC falsely claiming an active situation. The female victim has been identified and Norwalk PD has been contacted to conduct a welfare check.

Norwalk PD did eventually make contact with the alleged victim and are handling the follow up.

Retirements/Resignations

Captain Christopher Tursi


Deputy Chief Donald Smith

Resigned 07/02/2021

Retired 07/02/2021



Academy Graduations



On Thursday, 07/22/2021, Officers Eamonn Monks, Anthony Falbo, and Alan Bakula graduated the Connecticut Police Academy. They have begun their Field Training program.

Promotions and New Assignments



On July 16, 2021, The Fairfield Police Department held its promotional ceremony at the Sacred Heart University Community Theater. The following officers were promoted and reassigned:

- **Captain John Bucherati was promoted to Deputy Chief of Police.**
- **Lieutenant Peter Koval was promoted to Captain and assigned to the Special Services Bureau.**
- **Lieutenant Antonio Granata was promoted to Captain and assigned to the Administrative Services Bureau**
- **Sergeant Michael Paris was promoted to Lieutenant and assigned to the Special Services Bureau.**
- **Sergeant Hector Irizarry was promoted to Lieutenant and assigned to the Patrol Division.**
- **Officer Richard Peck was promoted to Sergeant and assigned to the Patrol Division.**
- **Officer Michael Komm was promoted to Sergeant and assigned to the Patrol Division.**
- **Officer Michael Zerella was promoted to Detective and assigned to the Detective Bureau.**

In addition, Sgt. Evan Kaesmann was reassigned from Patrol to the Special Services Division, and Officer Paul Medvegy was reassigned from Special Services to the Administrative Services Bureau.

Special Note of thanks to Sergeant Michael Stahl, who was instrumental in planning and organizing the promotional ceremony.

Other Noteworthy Items/Community Events

On 07/03/2021 The Town of Fairfield held its annual Fireworks display. Many officers, all under the command of Captain Koval, worked the detail. There were no major incidents or disruptions and the event went smoothly. Special Services Division Commander Capt. Koval ran the event.

Traffic Officers also assisted with the USGA Tournament held at Brooklawn Country Club.

On 07/21/2021, The Fairfield Police held the Sunset 5k Race. The event was planned by Co-Chairs Captain Keith Broderick and Fairfield Resident Eric Johnson, and was sold out with approximately 700 Runners. The race benefits the Police Union Scholarship Fund and the Friends of the Center for Bigelow Senior Services.



Sunset 5K

On 07/17/2021, Fairfield Resident Brian Duffy and a group of young adult volunteers hosted their 2nd Annual First responders Car Wash as a way of supporting local first responders and doing something positive for the community. Captain Broderick coordinated the event.



2nd Annual First Responder Car Wash

Special Services Bureau

<i>Traffic Safety Unit</i>	Jan	Feb	Mar	Apr	May	Jun	Jul	Aug	Sep	Oct	Nov	Dec
<i>Traffic Stops</i>	465	319	484	662	290	195	328					
<i>Infractions Issued</i>	66	134	245	452	155	108	211					
<i>Misdemeanor Summons</i>	4	12	13	9	9	7	11					
<i>Accidents Investigated</i>	14	48	26	14	40	39	49					
<i>Child Seat Installations</i>	0	0	5	5	2	0	5					
<i>DUI Arrests</i>	0	5	9	2	2	0	5					

<i>Traffic Crash Unit</i>	Jan	Feb	Mar	Apr	May	Jun	Jul	Aug	Sep	Oct	Nov	Dec
<i>Accidents Investigated</i>	49	44	54	60	48	44	62					
<i>Accidents with Injuries</i>	1	5	9	12	10	4	8					
<i>Search Warrants</i>	2	3	3	2	3	3	2					
<i>Arrest Warrants</i>	0	6	3	1	2	3	5					
<i>Misdemeanor Summons</i>	4	11	6	5	5	5	6					
<i>Infractions Issued</i>	16	6	18	80	29	6	47					
<i>Fatalities</i>	0	1	0	0	0	0	0					

<i>Animal Control</i>	Jan	Feb	Mar	Apr	May	Jun	Jul	Aug	Sep	Oct	Nov	Dec
<i>Complaints</i>	51	34	58	56	77	123	130					
<i>Wildlife Complaints</i>	15	11	16	17	36	67	77					
<i>Animals Tested for Rabies</i>	3	3	2	2	2	1	3					
<i>Animals Positive / Rabies</i>	0	0	1	0	1	0	0					
<i>Animal Bites</i>	1	1	0	3	3	4	6					
<i>Written Warnings</i>	3	6	8	8	7	3	4					
<i>Infractions</i>	1	1	1	1	2	1	1					
<i>Misdemeanors</i>	2	0	1	0	0	0	1					

Sold as pet: None

Animals impounded at the shelter: **state # 23** - male German shepherd ongoing disposal order **state# 14** - female white mixed breed, **state # 7**- female black/grey Tabby, 4 kittens (multiple colors) **state # 8,9,10 and 11 from state # 7**. Kitten **state # 15**- white male.

Traffic Enforcement Targeted Areas

- Redding Road
- Round Hill Road
- Fairfield Woods Road
- Unquowa Road
- Reef Road
- Duck Farm Road
- Hulls Farm Road
- Greenfield Street
- Park Avenue
- Melville Avenue
- Burr Street
- Tahmore Drive
- Congress Street
- Parkwood Road
- Euclid Avenue

Marine Unit	April	May	JUN	JUL	AUG	SEPT	OCT
<i>Complaints</i>	6	32	27	26			
<i>Boats Towed</i>	1	1	2	2			
<i>Written Warnings</i>	0	0	0	0			
<i>Arrests</i>	0	0	0	0			
<i>Safety Inspections</i>	2	7	3	2			
<i>Total Calls For Service</i>	8	32	30	26			
<i>Hours Underway</i>	15	68	140	165			
<i>Community Events</i>	1	4	3	1			
<i>Location Checks</i>	3	4	12	4			
<i>Fatalities</i>	0	0	0	0			

Administrative Services Bureau

Training

- POST Academy
- Marine Dive Training
- SRO DARE
- FEMA Public Info Officer
- K9- Training
- Promotional Oral Boards
- SWAT Team Leader
- Intoximeter Recertification
- Accident Reconstruction
- Laser Scanner
- COLLECT

Emergency Communications Center

- Construction continues at Sacred Heart University on the new communication center. Work has also begun on acquiring and configuring the new radio console units that will enable the center to ultimately connect to the State of CT radio infrastructure. **Field Report on Construction as of 08/04/2021 is included in this month's report.**

Emergency Communications Center Call Statistics

	Jan	Feb	Mar	Apr	May	Jun	Jul	Aug	Sep	Oct	Nov	Dec
<i>Total Incoming Calls</i>	7,220	6,446	7,632	7,538	8,499	8470	8904					
<i>Total 911 Calls</i>	1,578	1,454	1,607	1,632	2,020	2013	2030					
<i>Total Outgoing Calls</i>	2,065	1,853	2,148	2,153	2,365	2312	2394					
<i>Total CSFs Processed</i>	3,893	4,018	4,867	4,694	3,974	3403	3736					
<i>% 911 Calls Under 10 Sec</i>	95.82	96.56	95.02	96.32	96.73	96.77	96.08					

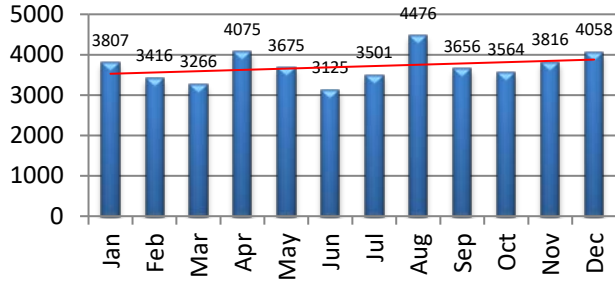
Section 3: Statistical Activity Summary

TOTAL CALLS FOR SERVICE

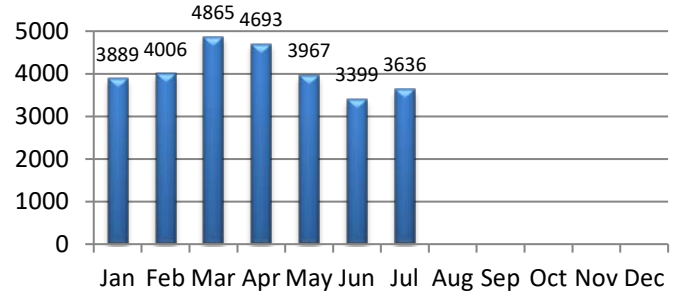
Calls for Service	Jan	Feb	Mar	Apr	May	Jun	Jul	Aug	Sep	Oct	Nov	Dec	YTD
2020	3807	3416	3266	4075	3675	3125	3501	4476	3656	3564	3816	4058	44,435
2021	3889	4006	4865	4693	3967	3399	3636						28,455

Note: Includes miscellaneous calls that may not be listed under the call analysis section

Calls For Service - 2020



Calls for Service - 2021

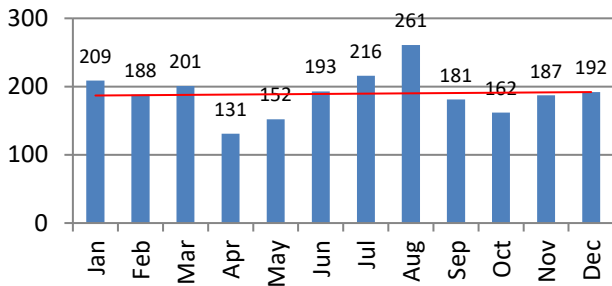


ALARM RESPONSE SUMMARY

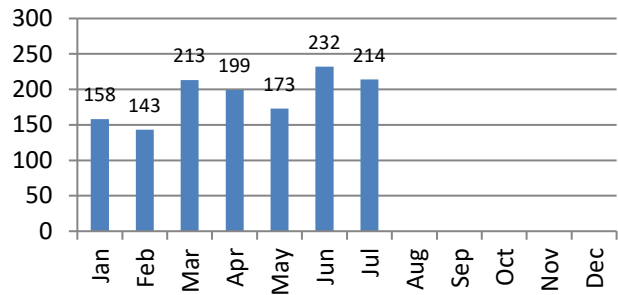
Total Alarms	Jan	Feb	Mar	Apr	May	Jun	Jul	Aug	Sep	Oct	Nov	Dec	YTD
2020	209	188	201	131	152	193	216	261	181	162	187	192	2,273
2021	158	143	213	199	173	232	214						1,332

False Alarms	Jan	Feb	Mar	Apr	May	Jun	Jul	Aug	Sep	Oct	Nov	Dec	YTD
2020	209	182	201	131	152	192	216	261	181	161	187	192	2,265
2021	158	143	211	199	173	231	214						1,329

Alarms - 2020



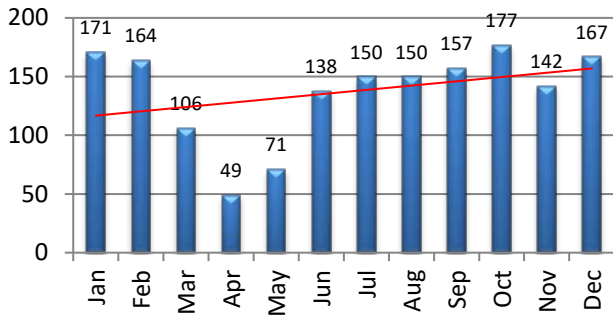
Alarms - 2021



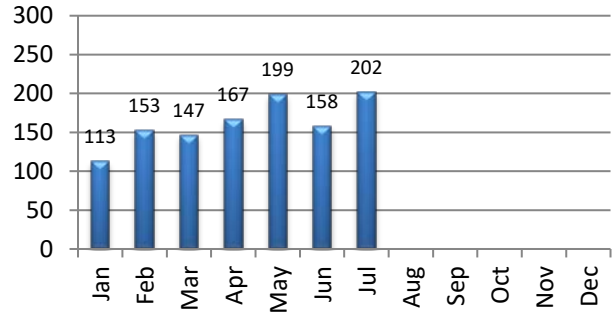
MOTOR VEHICLE ACTIVITY

MV Accidents	Jan	Feb	Mar	Apr	May	Jun	Jul	Aug	Sep	Oct	Nov	Dec	YTD
2020	171	164	106	49	71	138	150	150	157	177	142	167	1,642
2021	113	153	147	167	199	158	202						1,139

Motor Vehicle Accidents - 2020



Motor Vehicle Accidents - 2021



MV Enforcement	Jan	Feb	Mar	Apr	May	Jun	Jul	Aug	Sep	Oct	Nov	Dec	YTD
Warning-2020	438	305	109	4	214	129	324	371	300	162	226	324	2,906
2021	458	374	560	396	249	177	183						2,397

Infractions-2020	220	125	24	3	5	4	42	377	119	150	28	84	1,181
2021	71	134	270	520	155	95	246						1,491

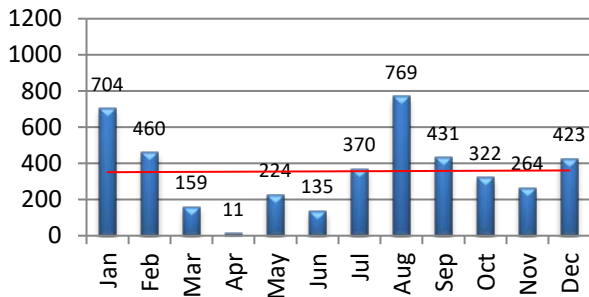
Misdemeanor-2020	34	18	14	0	1	1	3	16	6	6	8	11	118
2021	8	24	38	34	31	28	25						188

Custodial - 2020	5	5	2	0	2	1	3	1	1	0	0	2	22
2021	3	3	8	5	8	5	4						36

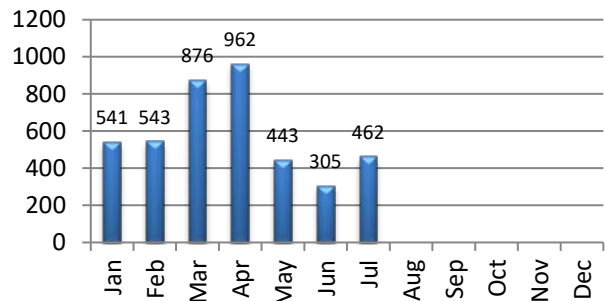
DUI Arrests - 2020	4	7	4	1	2	6	4	5	4	4	1	4	46
2021	2	6	9	14	10	2	6						49

MV Contacts - 2020	704	460	159	11	224	135	370	769	431	322	264	423	4,272
2021	541	543	876	962	443	305	462						4,132

MV Contacts - 2020



MV Contacts - 2021



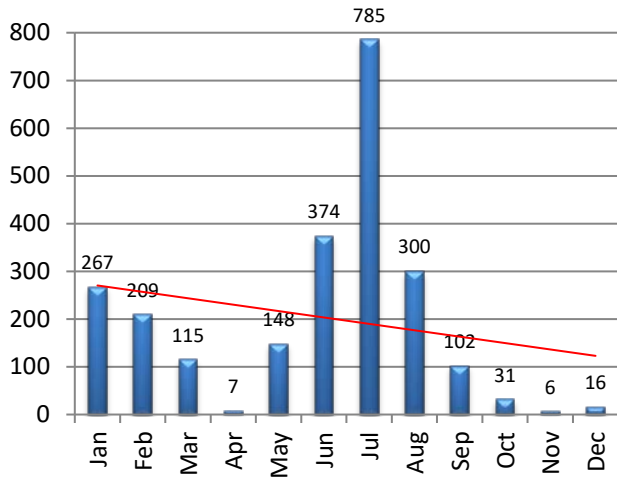
MV Enforcement: Type	Jan	Feb	Mar	Apr	May	Jun	Jul	Aug	Sep	Oct	Nov	Dec	YTD
Speeding Violations	78	114	229	111	36	78	184						830
Seatbelt Violations	0	0	2	7	31	13	2						55
Registration Violations	3	24	46	53	46	31	49						252
License Violations	9	11	19	30	16	14	11						110
Distracted Driving	0	4	5	377	20	2	20						428
Suspended Licence	5	13	14	18	9	14	12						85
Stop Sign Violations	4	153	280	164	8	52	92						753
Traffic Light Violation	2	6	8	8	4	2	6						36

The above incidents are a overview of common violations. These statistics are not the only motor vehicle enforcement actions taken. The above show top 6 violations for the month.

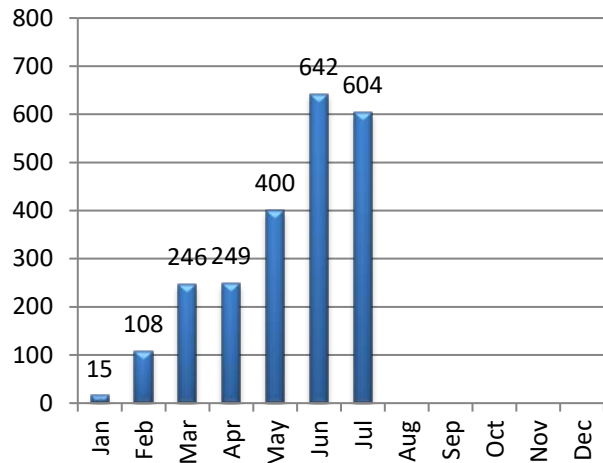
PARKING TICKET SUMMARY

Total Issued	Jan	Feb	Mar	Apr	May	Jun	Jul	Aug	Sep	Oct	Nov	Dec	YTD
2020	267	209	115	7	148	374	785	300	102	31	6	16	2360
2021	15	108	246	249	400	642	604						2264

Parking Tags Issued 2020



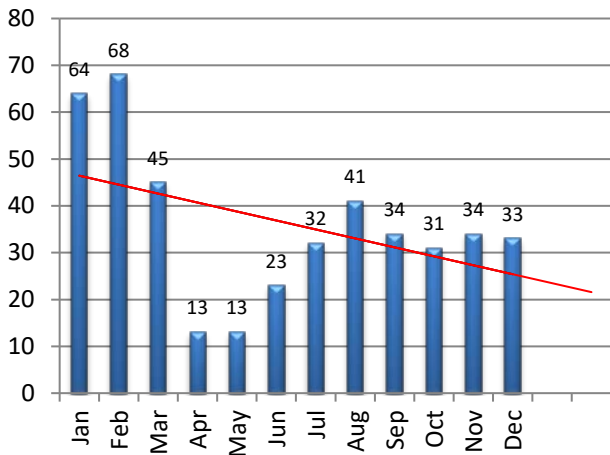
Parking Tags Issued - 2021



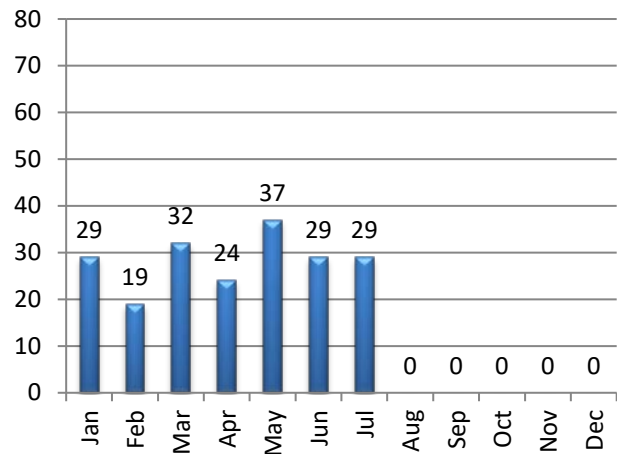
CRIMINAL ARREST SUMMARY

Criminal Arrests by Month	Jan	Feb	Mar	Apr	May	Jun	Jul	Aug	Sep	Oct	Nov	Dec	YTD
Larceny - 2020	46	52	32	6	10	14	24	28	19	18	27	21	297
2021	18	14	24	20	17	18	20						131
Vandalism - 2020	2	3	10	4	0	2	1	1	2	3	2	4	34
2021	4	1	1	2	4	5	5						22
MV Theft / Attempt - 2020	1	0	0	0	1	0	0	1	5	1	0	0	9
2021	0	1	0	0	2	0	0						3
Burglary / Attempt - 2020	12	7	1	2	2	3	3	9	2	6	4	3	54
2021	2	2	3	1	6	4	3						21
Assault - 2020	2	6	2	1	0	4	4	2	6	1	1	4	33
2021	5	1	4	1	8	2	1						22
Robbery - 2020	1	0	0	0	0	0	0	0	0	2	0	1	4
2021	0	0	0	0	0	0	0						-
2020	64	68	45	13	13	23	32	41	34	31	34	33	431
2021	29	19	32	24	37	29	29	0	0	0	0	0	199

Total Criminal Arrests - 2020



Total Criminal Arrests - 2021



Domestic Violence Arrests	Jan	Feb	Mar	Apr	May	Jun	Jul	Aug	Sep	Oct	Nov	Dec	YTD
2021	5	10	7	9	14	10	10						65

CALLS FOR SERVICE BREAKDOWN

		Jan	Feb	Mar	Apr	May	Jun	Jul	Aug	Sep	Oct	Nov	Dec	Total
911 HANG UP	2019	6	8	9	7	10	5	5	6	11	11	3	8	89
	2020	7	7	7	2	3	13	8	6	5	15	9	7	89
	2021	9	5	11	8	11	21	25						90
ABANDONED MOTOR VEHICLE	2019	9	8	14	6	4	9	14	5	7	5	10	4	95
	2020	7	7	5	4	7	4	5	10	8	6	9	8	80
	2021	5	4	3	6	4	12	4						38
AIRCRAFT CRASH	2019	0	0	0	0	0	0	0	0	0	0	0	0	0
	2020	0	0	0	0	0	0	0	0	0	0	0	0	0
	2021	0	0	0	0	0	0	0						0
AIRPLANE ACCIDENT	2019	0	0	0	0	0	0	0	0	0	0	0	0	0
	2020	0	0	0	0	0	0	0	0	0	0	0	0	0
	2021	0	0	0	0	0	0	0						0
ALARM	2019	0	0	0	0	0	0	0	1	0	0	0	0	1
	2020	0	0	0	0	0	0	0	0	0	0	0	0	0
	2021	0	0	1	0	211	232	214						658
ALARM EXCUSED	2019	0	3	0	0	3	0	1	1	1	1	0	1	11
	2020	0	6	0	0	0	0	0	0	0	1	0	0	7
	2021	0	0	2	0	0	1	0						3
ALARM FALSE	2019	243	211	227	232	250	261	273	283	215	203	250	254	2902
	2020	209	182	201	131	152	193	216	261	181	161	187	192	2266
	2021	158	143	211	199	173	231	214						1329
ANIMAL COMPLAINT	2019	66	73	117	90	103	125	120	127	100	99	76	61	1157
	2020	57	84	84	73	86	125	128	116	138	95	88	43	1117
	2021	65	43	62	63	86	113	109						541
ANIMAL RESCUE	2019	0	2	1	1	0	3	2	0	1	0	1	0	11
	2020	0	0	0	1	1	3	1	0	2	0	0	1	9
	2021	1	0	1	0	2	1	1						6
ANY SITUATION	2019	8	14	7	6	13	9	16	11	1	10	15	5	115
	2020	6	1	10	6	3	13	14	34	11	5	9	9	121
	2021	5	13	12	7	7	7	13						64

		Jan	Feb	Mar	Apr	May	Jun	Jul	Aug	Sep	Oct	Nov	Dec	Total
ASSAULT	2019	2	3	4	2	3	1	0	3	2	1	5	1	27
	2020	1	4	2	0	0	3	4	0	3	3	2	2	24
	2021	2	0	2	4	5	2	2						17
ASSAULT IN PROGRESS	2019	0	0	0	0	0	0	0	0	0	0	0	0	0
	2020	0	0	0	0	0	0	0	0	0	0	0	0	0
	2021	0	0	0	1	0	1	0						2
ASSISTANCE	2019	186	180	174	171	181	186	177	171	216	210	175	156	2183
	2020	163	159	107	106	134	151	134	159	177	166	113	127	1696
	2021	126	174	152	151	176	180	186						1145
BANK ESCORT	2019	22	15	21	22	22	20	22	22	19	22	16	21	244
	2020	23	19	22	18	11	12	23	21	21	21	16	21	228
	2021	21	15	22	21	16	22	21						138
BOAT CRASH	2019	0	0	0	0	0	0	0	0	0	0	0	0	0
	2020	0	0	0	0	0	0	0	0	0	0	0	0	0
	2021	0	0	0	0	0	0	0						0
BOAT FIRE (AT DOCK)	2019	0	0	0	0	0	0	0	0	0	0	0	0	0
	2020	0	0	0	0	0	0	0	0	0	0	0	0	0
	2021	0	0	0	0	0	1	0						1
BOMB THREAT	2019	0	0	0	0	0	0	0	0	0	0	0	0	0
	2020	0	0	0	0	0	0	0	0	0	0	0	0	0
	2021	0	0	0	0	0	0	0						0
BREACH OF PEACE	2019	46	35	54	37	54	67	43	53	52	51	50	39	581
	2020	40	49	46	42	64	45	67	62	47	49	36	47	594
	2021	51	38	55	38	54	60	56						352
BURGLARY	2019	0	3	1	2	1	1	1	1	1	1	0	5	17
	2020	2	3	0	0	0	1	2	3	0	0	1	0	12
	2021	0	1	0	0	2	7	1						11
BURGLARY - RESIDENCE	2019	2	1	1	0	4	1	6	2	1	0	0	0	18
	2020	8	1	1	2	2	2	0	2	0	3	5	2	28
	2021	4	1	3	0	1	1	6						16

		Jan	Feb	Mar	Apr	May	Jun	Jul	Aug	Sep	Oct	Nov	Dec	Total
BURGLARY - COMMERCIAL	2019	4	1	3	0	0	6	4	2	3	3	0	0	26
	2020	1	5	3	2	0	2	2	1	3	3	2	3	27
	2021	1	1	1	1	1	4	6						15
BURGLARY - GARAGE	2019	1	0	0	0	0	0	1	5	0	3	0	3	13
	2020	2	2	1	0	4	2	2	7	3	2	2	6	33
	2021	0	0	0	2	0	2	0						4
BURGLARY - SCHOOL	2019	0	0	0	0	0	0	0	0	0	0	0	0	0
	2020	1	1	0	0	1	0	0	0	0	0	0	0	3
	2021	0	0	0	0	0	0	0						0
BURGLARY ATTEMPT	2019	1	1	0	1	1	0	0	2	1	1	1	0	9
	2020	0	0	0	0	0	0	0	0	1	0	1	0	2
	2021	1	0	0	0	0	1	0						2
BURGLARY ATTEMPT - RESIDENCE	2019	0	0	1	0	3	1	5	1	1	2	0	0	14
	2020	0	1	0	1	1	0	0	1	0	0	0	0	4
	2021	0	1	0	3	0	1	0						5
BURGLARY ATTEMPT - COMMERCIAL	2019	0	0	2	0	0	0	0	1	1	2	0	0	6
	2020	0	3	2	0	0	1	0	0	0	0	0	1	7
	2021	0	0	0	2	0	0	1						3
BURGLARY ATTEMPT - SCHOOL	2019	0	0	0	0	0	0	0	0	0	0	0	0	0
	2020	0	1	0	0	0	0	0	0	0	0	0	0	1
	2021	0	0	0	0	0	0	0						0
BURGLARY IN PROGRESS	2019	0	0	0	0	0	0	0	0	0	0	0	0	0
	2020	1	0	0	0	0	0	0	0	0	0	0	0	1
	2021	0	0	0	0	0	0	0						0
BUSINESS/LOCATION CHECK	2019	1352	1192	1271	1086	1096	761	703	888	985	1047	823	745	11949
	2020	937	929	1323	2289	1335	665	581	531	812	693	577	721	11393
	2021	826	1121	1409	1234	1143	866	737						7336
CANCEL 911 HANG-UP	2019	0	2	1	0	3	1	0	0	1	0	0	1	9
	2020	1	1	1	1	1	0	0	2	0	0	1	0	8
	2021	0	0	0	0	1	0	0						1

		Jan	Feb	Mar	Apr	May	Jun	Jul	Aug	Sep	Oct	Nov	Dec	Total
CANCELLED ALARM	2019	51	49	46	42	61	63	44	59	47	45	53	48	608
	2020	58	55	54	35	41	36	44	71	46	27	48	53	568
	2021	46	28	41	37	36	43	41						272
COMMUNITY EVENT	2019	46	42	25	39	64	43	46	34	85	91	108	29	652
	2020	28	37	24	8	6	26	11	11	20	20	12	6	209
	2021	8	2	12	22	21	15	22						102
DEAD ANIMAL ON ROADWAY	2019	2	0	2	2	1	4	1	2	4	6	4	0	28
	2020	1	4	2	5	5	2	6	2	0	1	3	2	33
	2021	0	2	2	3	3	3	1						14
DEAD ON ARRIVAL	2019	2	2	3	6	0	3	5	4	1	3	4	2	35
	2020	2	3	2	4	3	1	2	3	2	4	5	4	35
	2021	5	2	1	3	3	0	1						15
DOOR UNLOCKED	2019	11	5	5	6	6	3	2	4	10	10	6	3	71
	2020	6	6	2	2	0	3	2	3	5	2	2	2	35
	2021	2	3	2	0	4	1	1						13
DROWNING	2019	0	0	0	0	0	0	0	1	0	0	0	0	1
	2020	0	0	0		0	0	0	0	0	0	0	0	0
	2021	0	0	0	0	0	0	0						0
EMERGENCY MEDICAL CALL	2019	272	264	261	272	263	262	256	263	274	267	312	290	3256
	2020	251	348	242	297	314	295	285	252	233	256	282	306	3361
	2021	293	317	331	332	301	216	269						2059
ESCAPE	2019	0	0	0	0	0	0	0	0	0	0	0	0	0
	2020	0	0	0	0	0	0	0	0	0	0	0	0	0
	2021	0	0	0	0	0	0	0						0
FIRE	2019	0	2	1	0	0	0	0	0	0	0	0	1	4
	2020	0	0	0	0	0	1	0	0	0	0	0	0	1
	2021	0	0	2	0	1	0	0						3
FIREWORKS COMPLAINT	2019	1	0	3	0	11	8	29	5	3	2	0	2	64
	2020	1	0	3	1	10	47	62	5	4	5	3	7	148
	2021	6	0	2	1	11	17	42						79

		Jan	Feb	Mar	Apr	May	Jun	Jul	Aug	Sep	Oct	Nov	Dec	Total
FOLLOW UP INVESTIGATION	2019	1	1	2	0	0	0	0	0	0	1	0	0	5
	2020	0	0	0	0	0	0	0	0	1	0	0	1	2
	2021	0	0	0	0	0	0	0						0
FUNERAL ESCORT	2019	28	13	10	12	15	16	20	15	17	13	20	17	196
	2020	20	12	13	6	4	4	10	5	3	11	5	14	107
	2021	13	6	14	11	10	11	9						74
GPS ALERT	2019	0	0	0	0	1	5	0	0	0	0	0	0	6
	2020	0	0	0	0	0	0	1	0	0	1	0	1	3
	2021	2	1	3	3	0	3	4						16
HARASSMENT	2019	16	16	13	12	18	14	14	10	15	15	14	10	167
	2020	16	14	8	7	17	22	18	19	18	13	19	9	180
	2021	20	18	16	13	14	15	23						119
HOMICIDE	2019	0	1	0	0	0	0	0	0	0	0	0	0	1
	2020	0	0	0	0	0	0	0	0	0	0	0	0	0
	2021	0	0	0	0	0	0	0						0
ICE / WATER RESCUE	2019	0	0	0	0	0	0	0	0	0	0	0	0	0
	2020	0	0	0	0	0	0	0	0	0	0	0	0	0
	2021	0	0	0	0	0	0	0						0
INFORMATION	2019	30	20	46	30	33	45	18	31	34	38	30	27	382
	2020	46	45	98	372	298	82	94	59	168	395	938	971	3566
	2021	715	648	511	461	117	7	5						2464
INTOXICATED SUBJECT	2019	4	5	11	8	3	7	5	4	18	4	6	3	78
	2020	7	4	4	1	4	2	1	2	1	3	2	2	33
	2021	4	0	4	2	7	5	6						28
INVESTIGATION	2019	140	118	157	140	202	155	151	184	193	187	178	168	1973
	2020	155	148	117	94	158	185	174	197	180	185	165	125	1883
	2021	133	123	162	180	218	175	174						1165
INVESTIGATION- SENIOR CITIZEN	2019	0	1	2	0	0	1	1	0	1	1	0	1	8
	2020	1	0	2	1	0	2	0	0	0	0	0	0	6
	2021	1	1	1	1	0	1	0						5

		Jan	Feb	Mar	Apr	May	Jun	Jul	Aug	Sep	Oct	Nov	Dec	Total
INVESTIGATION-ARREST	2019	1	0	7	1	3	1	0	7	2	1	1	1	25
	2020	0	3	1	0	2	0	0	1	1	1	0	0	9
	2021	1	2	4	6	13	2	2						30
INVESTIGATION-BAD CHECK	2019	1	0	0	0	0	0	0	0	0	0	0	0	1
	2020	0	0	0	0	0	1	0	0	0	0	0	0	1
	2021	0	0	0	0	0	0	1						1
INVESTIGATION-COUNTERFEIT	2019	2	1	0	0	1	2	2	0	0	1	2	1	12
	2020	2	1	2	1	1	0	0	0	1	2	0	0	10
	2021	0	0	1	0	0	1	1						3
INVESTIGATION-CREDIT CARD FRAUD	2019	3	3	3	2	1	1	2	1	2	1	1	1	21
	2020	4	3	1	0	1	0	0	0	1	2	2	3	17
	2021	0	2	3	2	0	0	0						7
INVESTIGATION-FINANCIAL CRIME	2019	0	2	2	0	3	2	1	2	0	3	4	1	20
	2020	0	0	5	1	1	1	1	0	0	5	1	1	16
	2021	1	1	4	3	1	0	1						11
INVESTIGATION-FORGERY	2019	3	0	2	2	6	9	3	2	1	2	3	0	33
	2020	4	4	1	0	0	2	1	8	1	0	1	1	23
	2021	1	2	1	1	0	1	1						7
INVESTIGATION-INTERNET CRIME	2019	4	0	3	1	3	3	4	0	0	4	0	1	23
	2020	0	1	0	0	0	2	0	4	2	3	1	1	14
	2021	1	2	3	3	1	2	0						12
INVESTIGATION-WARRANT ARREST	2019	13	13	17	20	12	9	14	6	14	13	8	17	156
	2020	17	12	2	0	2	1	5	3	3	4	11	4	64
	2021	6	3	6	2	13	6	7						43
LARCENY IN PROGRESS	2019	1	0	0	0	0	0	2	1	0	0	0	0	4
	2020	1	0	0	0	0	1	0	1	1	0	0	0	4
	2021	0	0	0	0	0	0	0						0
LARCENY/THEFT	2019	16	21	19	27	17	23	32	21	28	30	13	32	279
	2020	22	11	15	5	12	30	19	28	21	31	19	15	228
	2021	15	6	17	10	2	18	29						97

		Jan	Feb	Mar	Apr	May	Jun	Jul	Aug	Sep	Oct	Nov	Dec	Total
LARCENY-EMPLOYEE THEFT	2019	4	0	1	1	0	2	2	0	0	0	1	0	11
	2020	0	0	0	0	0	0	0	0	1	0	0	0	1
	2021	0	0	0	0	0	2	0						2
LARCENY-IDENTITY THEFT	2019	14	5	8	10	6	10	15	9	5	7	9	2	100
	2020	13	4	6	7	9	5	6	6	7	8	10	6	87
	2021	12	6	12	3	4	7	2						46
LOCKOUT	2019	0	0	0	0	0	0	0	0	0	0	0	0	0
	2020	0	0	0	0	0	1	0	0	0	0	0	0	1
	2021	0	0	0	0	0	0	0						0
M.V. ACCIDENT	2019	166	154	183	194	183	193	214	169	201	203	218	222	2300
	2020	150	153	94	44	63	119	130	138	139	157	119	151	1457
	2021	103	135	121	135	171	139	202						1006
M.V. ACCIDENT WITH INJURIES	2019	25	25	25	25	33	28	24	20	24	23	20	27	299
	2020	21	11	12	5	8	19	20	12	18	20	23	16	185
	2021	10	18	26	1	4	19	19						97
MASS CASUALTY INCIDENT	2019	0	0	0	0	0	0	0	0	0	0	0	0	0
	2020	0	0	0	0	0	0	0	0	0	0	0	0	0
	2021	0	0	0	0	0	0	0						0
MEDICAL ALARM	2019	1	2	3	3	4	1	2	3	3	2	1	2	27
	2020	3	0	2	4	0	0	2	2	1	3	0	2	19
	2021	3	3	1	2	1	4	3						17
MENTAL PATIENT	2019	10	3	5	3	1	4	9	2	3	4	1	4	49
	2020	3	1	1	14	7	6	2	6	5	4	2	1	52
	2021	6	2	2	8	8	3	7						36
MISSING PERSON	2019	1	3	4	1	3	5	0	3	2	2	1	4	29
	2020	3	5	1	3	4	2	5	2	1	0	1	3	30
	2021	2	2	6	8	5	4	4						31
NARCOTIC VIOLATION IN PROGRESS	2019	0	0	0	0	0	0	0	0	0	1	0	0	1
	2020	1	0	0	0	0	0	0	0	1	0	0	0	2
	2021	1	0	0	0	0	1	0						2

		Jan	Feb	Mar	Apr	May	Jun	Jul	Aug	Sep	Oct	Nov	Dec	Total
NARCOTICS VIOLATION	2019	4	6	4	2	2	3	11	5	2	12	7	4	62
	2020	4	4	3	0	3	0	0	1	4	4	2	2	27
	2021	2	2	2	1	8	1	2						18
NOISE COMPLAINT	2019	18	11	15	20	36	42	33	37	58	45	34	17	366
	2020	14	10	10	12	65	56	46	60	66	67	37	26	469
	2021	23	24	45	30	65	50	47						284
OFFICER NEEDS ASSISTANCE	2019	0	0	0	0	0	0	0	0	0	0	0	0	0
	2020	0	0	0	0	0	0	0	0	0	0	0	0	0
	2021	0	0	0	0	0	0	0						0
OTHER RESCUE	2019	1	0	0	0	2	1	0	0	0	0	0	0	4
	2020	0	0	0	0	0	0	0	0	1	0	0	0	1
	2021	0	1	0	0	0	0	0						1
PACOS ASSIGNMENT	2019	32	15	21	13	15	15	19	36	41	30	16	18	271
	2020	130	93	42	6	88	63	105	64	59	33	29	46	758
	2021	78	43	68	64	33	20	22						328
PARKING VIOLATION	2019	34	23	38	48	46	47	49	25	80	39	40	29	498
	2020	37	25	29	18	34	101	107	62	65	36	19	28	561
	2021	21	38	32	34	61	32	65						283
PISTOL PERMIT APPLICATION	2019	21	10	7	7	4	15	7	11	6	12	9	19	128
	2020	14	22	13	0	0	64	103	93	61	81	78	65	594
	2021	43	50	44	28	19	29	6						219
RECKLESS DRIVER	2019	19	26	25	25	45	21	30	30	38	33	33	31	356
	2020	29	18	27	14	27	29	33	29	41	31	39	20	337
	2021	22	24	33	36	44	47	30						236
RECOVERED PROPERTY	2019	20	8	14	10	16	18	20	17	26	11	17	12	189
	2020	19	10	13	18	21	22	22	16	14	8	21	11	195
	2021	11	11	12	14	22	19	16						105
RIOT	2019	0	0	0	0	0	0	0	0	0	0	0	0	0
	2020	0	0	0	0	0	0	0	0	0	0	0	0	0
	2021	0	0	0	0	0	0	0						0

		Jan	Feb	Mar	Apr	May	Jun	Jul	Aug	Sep	Oct	Nov	Dec	Total
ROAD HAZARD	2019	37	34	47	35	33	78	86	58	34	51	36	49	578
	2020	24	19	14	35	26	36	33	311	36	20	49	30	633
	2021	27	21	39	27	22	24	55						215
ROBBERY	2019	0	0	0	3	4	1	0	2	1	2	0	1	14
	2020	1	0	0	1	0	0	0	0	1	3	1	0	7
	2021	1	0	0	1	0	0	1						3
ROBBERY IN PROGRESS	2019	0	0	0	0	0	0	0	0	0	0	0	0	0
	2020	0	0	0	0	0	0	0	0	0	0	0	0	0
	2021	0	0	0	0	0	0	0						0
SEX VIOLATION	2019	0	0	1	0	1	1	1	0	1	0	1	1	7
	2020	0	1	1	0	0	0	1	1	0	1	0	0	5
	2021	1	0	1	2	2	1	2						9
SEX VIOLATION IN PROGRESS	2019	0	0	0	0	0	0	0	0	0	0	0	0	0
	2020	0	0	0	0	0	0	0	0	0	0	0	0	0
	2021	0	0	0	0	0	0	0						0
SHOPLIFTER	2019	17	14	21	10	22	16	23	15	19	30	22	23	232
	2020	31	31	24	14	21	30	22	20	25	22	25	27	292
	2021	22	24	24	16	21	21	23						151
STOLEN VEHICLE	2019	4	3	3	2	3	4	7	5	12	11	1	2	57
	2020	6	4	4	6	5	12	16	21	10	14	8	8	114
	2021	7	4	2	12	16	8	3						52
STOLEN VEHICLE ATTEMPT	2019	0	0	0	0	0	0	0	0	1	0	0	0	1
	2020	1	0	0	0	0	0	0	0	0	0	0	0	1
	2021	0	0	0	0	1	0	0						1
STOLEN VEHICLE IN PROGRESS	2019	0	0	0	0	0	0	0	0	0	0	0	0	0
	2020	0	0	0	0	0	0	0	0	0	0	0	0	0
	2021	0	0	0	0	0	0	0						0
STRUCTURE FIRE	2019	0	0	7	5	8	5	10	3	3	5	1	3	50
	2020	2	8	5	3	0	12	6	9	5	5	13	9	77
	2021	5	12	17	3	6	7	2						52

		Jan	Feb	Mar	Apr	May	Jun	Jul	Aug	Sep	Oct	Nov	Dec	Total
SUICIDE	2019	0	0	0	1	0	0	1	1	0	1	0	0	4
	2020	0	0	0	1	0	0	0	1	0	1	0	0	3
	2021	0	1	1	0	0	1	1						4
SUICIDE ATTEMPT	2019	0	0	2	0	0	0	2	1	2	1	0	1	9
	2020	1	1	0	0	1	1	1	1	1	4	0	1	12
	2021	0	2	1	3	2	0	0						8
SUICIDE THREAT	2019	4	4	7	1	4	6	4	1	6	3	4	4	48
	2020	6	4	5	3	3	4	5	2	5	2	4	4	47
	2021	4	1	3	3	6	3	4						24
SUSPICIOUS PERSON	2019	42	38	34	53	57	49	57	49	45	48	39	43	554
	2020	54	31	33	22	28	24	41	43	27	42	33	35	413
	2021	29	19	20	21	25	21	52						187
SUSPICIOUS VEHICLE	2019	29	28	19	23	25	16	17	22	23	27	21	28	278
	2020	19	24	21	22	18	16	22	18	16	16	33	21	246
	2021	19	10	21	14	17	20	12						113
TEST	2019	0	0	0	0	0	0	10	12	13	5	5	6	51
	2020	14	5	3	3	3	3	5	7	6	3	0	1	53
	2021	2	4	5	3	1	2	2						19
THEFT FROM MOTOR VEHICLE	2019	9	14	31	22	10	13	42	26	42	35	18	24	286
	2020	33	37	33	40	36	36	46	75	31	36	25	39	467
	2021	24	7	14	53	63	37	21						219
TRAFFIC CONTROL MALFUNCTION	2019	4	5	5	6	9	5	17	7	5	4	8	5	80
	2020	2	1	4	3	3	2	11	11	3	6	10	5	61
	2021	1	3	3	4	1	4	6						22
TRAIN ACCIDENT	2019	0	0	0	0	0	0	0	0	0	0	0	0	0
	2020	0	0	0	0	0	0	0	0	0	0	0	0	0
	2021	0	0	0	0	0	0	0						0
TRESPASSER	2019	7	8	12	11	9	14	7	3	6	7	8	13	105
	2020	5	10	10	26	7	17	21	15	9	7	10	15	152
	2021	12	6	13	8	1	10	13						63

		Jan	Feb	Mar	Apr	May	Jun	Jul	Aug	Sep	Oct	Nov	Dec	Total
UNKNOWN TROUBLE	2019	0	0	0	0	1	0	0	1	1	0	0	0	3
	2020	0	0	0	0	0	0	1	0	0	1	1	0	3
	2021	0	0	0	1	1	1	0						3
VANDALISM IN PROGRESS	2019	0	0	1	0	0	0	0	0	0	0	0	0	1
	2020	0	0	1	0	0	0	0	0	0	0	0	0	1
	2021	0	0	0	0	0	0	0	0					0
VANDALISM MISCELLANEOUS	2019	2	0	7	4	4	5	4	2	3	4	1	4	40
	2020	6	6	5	2	8	7	9	6	9	13	5	3	79
	2021	2	2	3	2	5	10	2						26
VANDALISM TO STRUCTURE	2019	1	3	1	0	1	0	4	2	0	2	2	1	17
	2020	1	1	2	0	3	1	1	0	3	2	1	2	17
	2021	3	0	3	5	5	6	3						25
VANDALISM TO VEHICLE	2019	3	1	1	3	5	6	3	7	5	8	9	6	57
	2020	8	7	6	2	4	3	3	3	3	4	3	2	48
	2021	2	3	2	1	5	4	5						22
VESSEL INSPECTION	2019	0	0	0	0	5	3	3	1	0	0	0	0	12
	2020	0	0	0	0	0	4	0	1	0	0	0	0	5
	2021	0	0	0	1	7	3	2						13
WATER RESCUE	2019	0	0	0	0	1	1	1	2	0	1	0	1	7
	2020	0	1	0	1	1	3	3	1	1	2	0	0	13
	2021	0	0	0	0	0	2	2						4
WIRES DOWN	2019	3	6	26	2	3	11	15	12	1	19	1	5	104
	2020	1	2	0	1	1	2	11	91	3	1	14	7	134
	2021	5	0	8	4	8	4	7						36



Field Report No.:				008							
SP&A Project No: <u>19-373</u>		Report Date: <u>8-03-2021</u>		Time: <u>10:30AM</u>							
Project: (Name & Location)		Emergency Communication Ctr at Sacred Heart University 515 Park Ave Fairfield, CT 06825									
General Contractor:		PAC Group, LLC									
Weather		Site Conditions				Day of Week					
<input type="checkbox"/> Temp. Range: <u>81°</u> <input checked="" type="checkbox"/> Clear <input type="checkbox"/> Rain <input type="checkbox"/> Foggy <input checked="" type="checkbox"/> Warm <input type="checkbox"/> Overcast <input type="checkbox"/> Snow <input type="checkbox"/> Cold <input type="checkbox"/> Hot		<input checked="" type="checkbox"/> Clear <input type="checkbox"/> Dusty <input type="checkbox"/> Muddy <input type="checkbox"/> Windy <input type="checkbox"/> Other				<input type="checkbox"/> Monday <input checked="" type="checkbox"/> Thursday <input checked="" type="checkbox"/> Tuesday <input type="checkbox"/> Friday <input type="checkbox"/> Wednesday <input type="checkbox"/> Saturday					
Type of Work Observed Being Performed											
1	<input checked="" type="checkbox"/>	Site work	7	<input checked="" type="checkbox"/>	General Trades/Framing	13	<input type="checkbox"/>	Specialties/ Food Service	19	<input type="checkbox"/>	Sprinkler
2	<input type="checkbox"/>	Demolition	8	<input checked="" type="checkbox"/>	Windows & Doors	14	<input type="checkbox"/>	Elevators	20	<input type="checkbox"/>	Furniture Install
3	<input checked="" type="checkbox"/>	Concrete	9	<input type="checkbox"/>	Roofing	15	<input checked="" type="checkbox"/>	Plumbing	21	<input type="checkbox"/>	Iron workers
4	<input type="checkbox"/>	Masonry	10	<input type="checkbox"/>	Flooring	16	<input checked="" type="checkbox"/>	HVAC	22	<input type="checkbox"/>	Tester (IMTL)
5	<input type="checkbox"/>	Steel/Misc. Metals	11	<input type="checkbox"/>	Ceilings	17	<input checked="" type="checkbox"/>	Electrical	23	<input type="checkbox"/>	Audio Vis/Low Volt
6	<input type="checkbox"/>	Carpentry/Casework/ Mill Work	12	<input type="checkbox"/>	Painting/Interior Finishes	18	<input type="checkbox"/>	Temperature Controls/BMS	24	<input type="checkbox"/>	Other:
Specific Materials Used and Location of Work Performed:											
- Interior framing continues - Ballistic window installation continues. - Drywall installation continues - Framing continues at locker area. - Taping continues - Electrical roughing continues. - Ductwork installation continues in Dispatch 120, Lounge 121 & Corridors. - Generator pad reinforcement in Mechanical Pen. - Fiber routing into Dispatch 120 continues - Ballistic storefront frame installation continues. - Ballistic panel installation has been completed.											
General Remarks:											
- Approximate total # of workers – 9 - Percentage of Work Complete: 54%											
Visitors:											
N/A											
Construction Administrator:				Glen Davis				<i>Glen Davis</i>		8-04-2021	
				(Print Name)				(Signature)		(Date)	
Copies To:		<input type="checkbox"/> CA	<input type="checkbox"/> Architect	<input checked="" type="checkbox"/> Contractor	<input checked="" type="checkbox"/> Owner						

PHOTOS (see next page):




Office 111 – Window demo & blocking installation.



Corridor 118 – Ballistic storefront framing installation.



Dispatch 120 – MEP routing / ductwork continues.



Server Room 122 – Electrical panel installations.



Corr. 118 – Framing above lockers.



Mechanical Pen – PVC conduit & fiber routing from Jefferson St. / Generator pad reinforcing.